



華人警訊服務中心 Chinese Community Policing Centre



Location and Contact Information:

618 Quebec St. #203, Vancouver, BC
V6A 4E7
(2nd Floor within Chinatown Plaza)

Tel: (604) 688-5030

Email: info@chinesecpc.com

Sometimes it can be difficult for young children to communicate the way they feel. Using these adaptive, cardboard faces, you can ask your child to make the face look how they are feeling. This activity can calm the child. Next, you can observe the emotion represented on the toy, and ask what makes them feel that way, and how to help them feel better.

Materials needed:

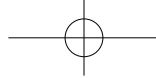
Cardboard, paper, Scissors, Glue, Thread, two-legged paper fasteners, and colouring utensils



Crafty Communication


Keep this fun craft handy to aid in emotional communication with young children!






Step 1

Cut out a large round cardboard circle for the face (can use paper plate instead) and poke 6 small holes (as shown below) in the cardboard disk.



Step 2

With other cardboard, cut out 2 ovals for eyes, 1 triangle nose, 1 semi-circle mouth, 2 long rectangles for eyebrows. Poke holes to fit the paper fasteners through the center of each. Then cut 2 more small circles for cheeks.



Step 3

With other cardboard, cut out small circles for cheeks. Customize one side of each small, circular cheek discs to be rosy-red, and the other to bear a tear.

Side 1



Side 2




Step 4

Using the colouring utensils, paper, and glue (or any craft materials you prefer) customize the eyebrows, eyes, mouth, nose, and face disk to your liking before assembly.

Step 5

Using needle and thread, poke holes in the tops of the cheek discs and attach them to the face in a way that allows them to be flipped around.



Step 6

Using the two-legged paper fasteners, attach the now decorated pieces for the eyes, eyebrows, nose, and mouth to the circular face piece. If you don't have two-legged paper fasteners, you can improvise by cutting and bending pipe-cleaners.



Congratulations!

Now that you have successfully decorated and assembled this craft, it is recommended that you keep it in mind for times when emotional expression or communication is difficult.

Feel free to make multiple versions of this toy. Be creative, and have fun!

